

Overview

What is a Qualifying Examiner?

“QEs are outstanding Coxswains or Personal Watercraft Operators having strong operational backgrounds, exceptional instructor abilities, effective interpersonal skills, and impeccable integrity.”

What is the QE's Role?

“to verify that Boat Crew trainees are able to satisfactorily perform as specified in references (a) thru (d) by evaluating members through Dockside Oral Examinations and Underway Check Rides.”

Overview (cont.)

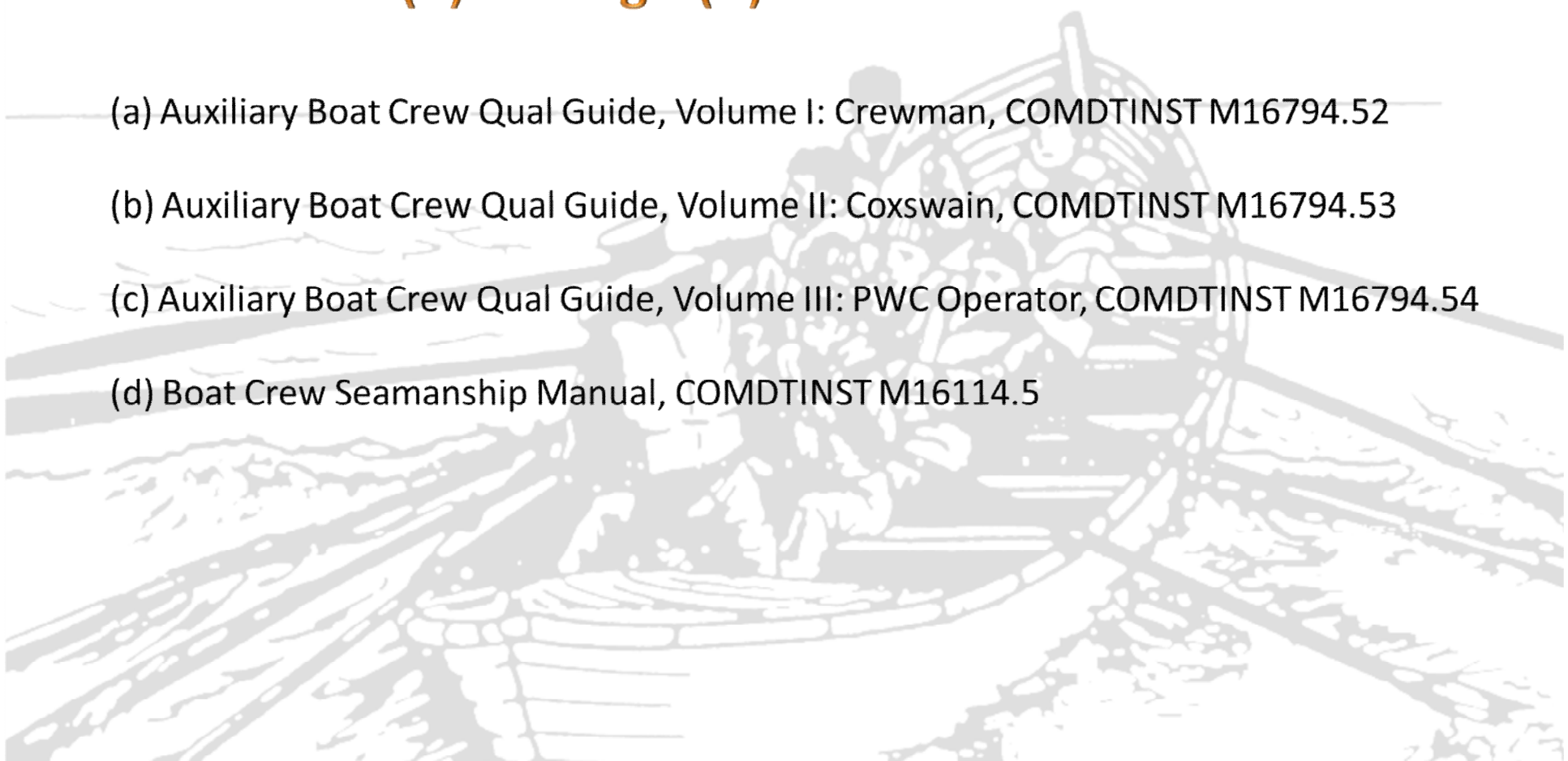
References (a) through (d):

(a) Auxiliary Boat Crew Qual Guide, Volume I: Crewman, COMDTINST M16794.52

(b) Auxiliary Boat Crew Qual Guide, Volume II: Coxswain, COMDTINST M16794.53

(c) Auxiliary Boat Crew Qual Guide, Volume III: PWC Operator, COMDTINST M16794.54

(d) Boat Crew Seamanship Manual, COMDTINST M16114.5



QE Sessions

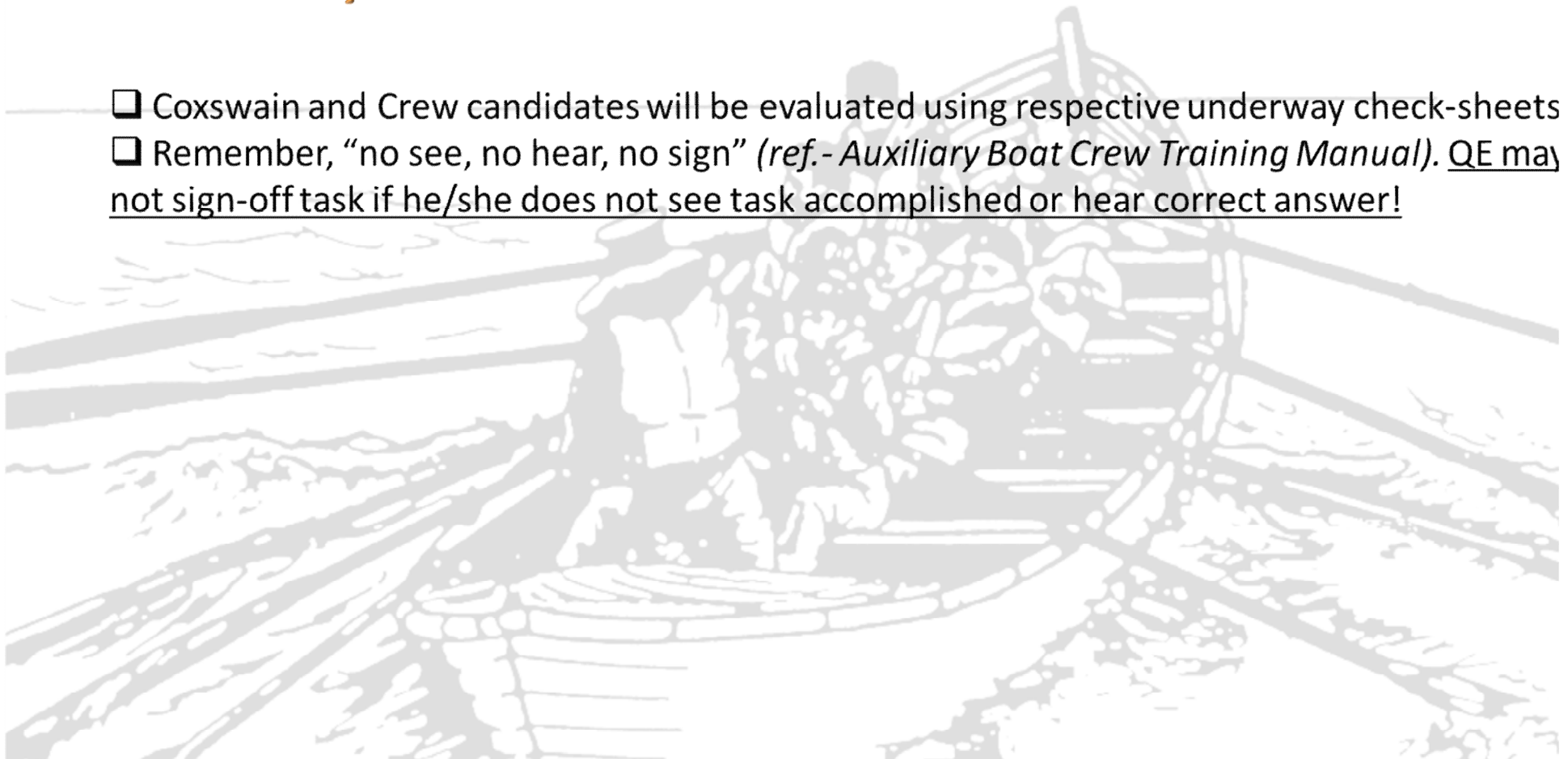
Session Kickoff

- ☐ QE meets with member, reviews patrol order, and explain how check-ride will proceed
initial qualification- QE will review member qualification guide and conduct oral exam
(not required for recertification)
- ☐ Pre-underway check: QE will review facility, PPE, and safety equipment with coxswain present before getting u/w (Check ride will be cancelled if missing or non-compliant safety equipment found)
- ☐ QE will observe crew briefing noting TCT principles and GAR score estimates. Safety is paramount and will be the underlying theme during checkride

QE Sessions (cont.)

Underway Evaluation

- ☐ Coxswain and Crew candidates will be evaluated using respective underway check-sheets
- ☐ Remember, “no see, no hear, no sign” (ref.- *Auxiliary Boat Crew Training Manual*). QE may not sign-off task if he/she does not see task accomplished or hear correct answer!

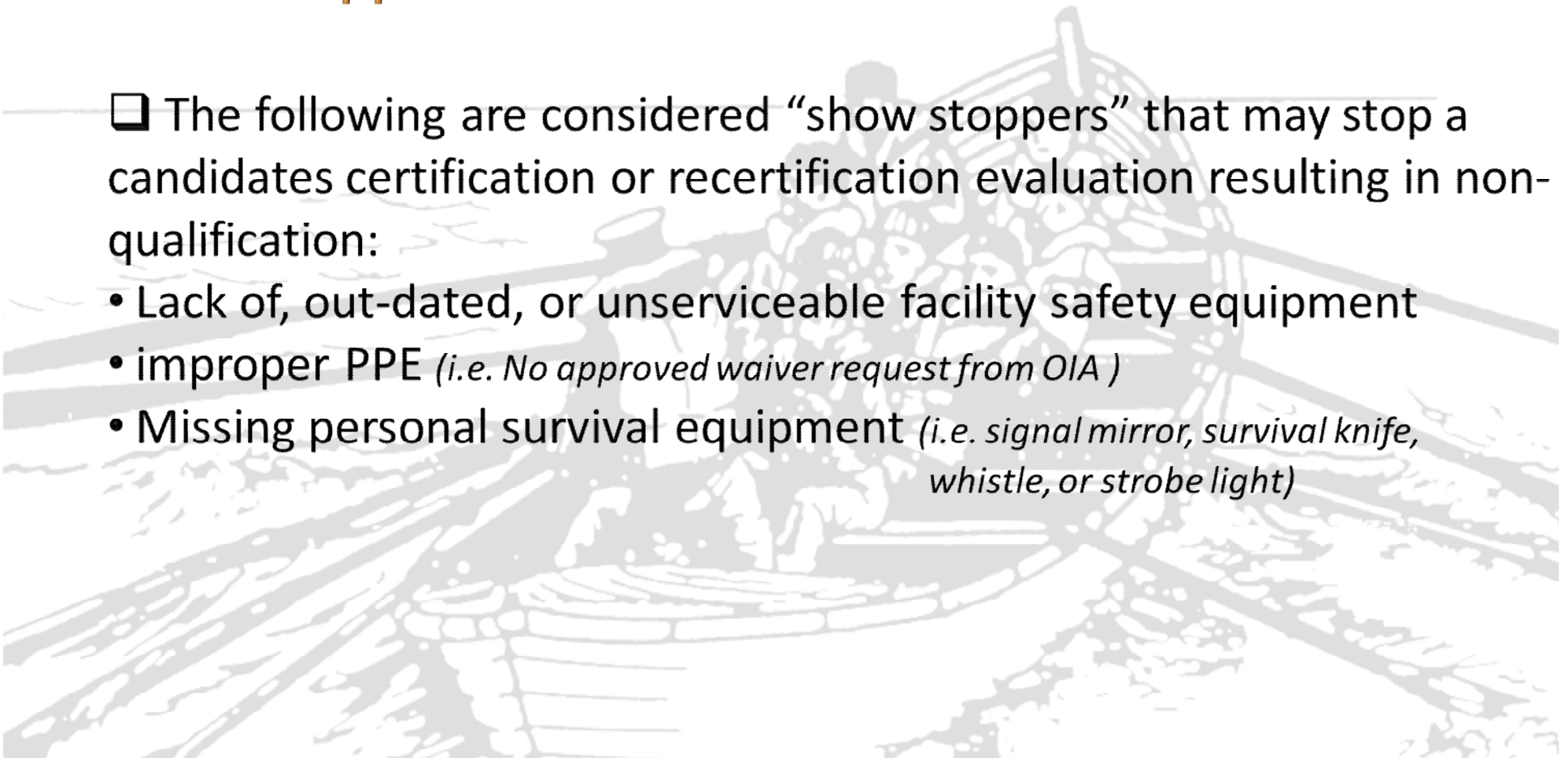


QE Sessions (cont.)

Show Stoppers

❑ The following are considered “show stoppers” that may stop a candidates certification or recertification evaluation resulting in non-qualification:

- Lack of, out-dated, or unserviceable facility safety equipment
- improper PPE (*i.e. No approved waiver request from OIA*)
- Missing personal survival equipment (*i.e. signal mirror, survival knife, whistle, or strobe light*)



QE Sessions (cont.)

Show Stoppers (cont.)

➤ Coxswain Specific:

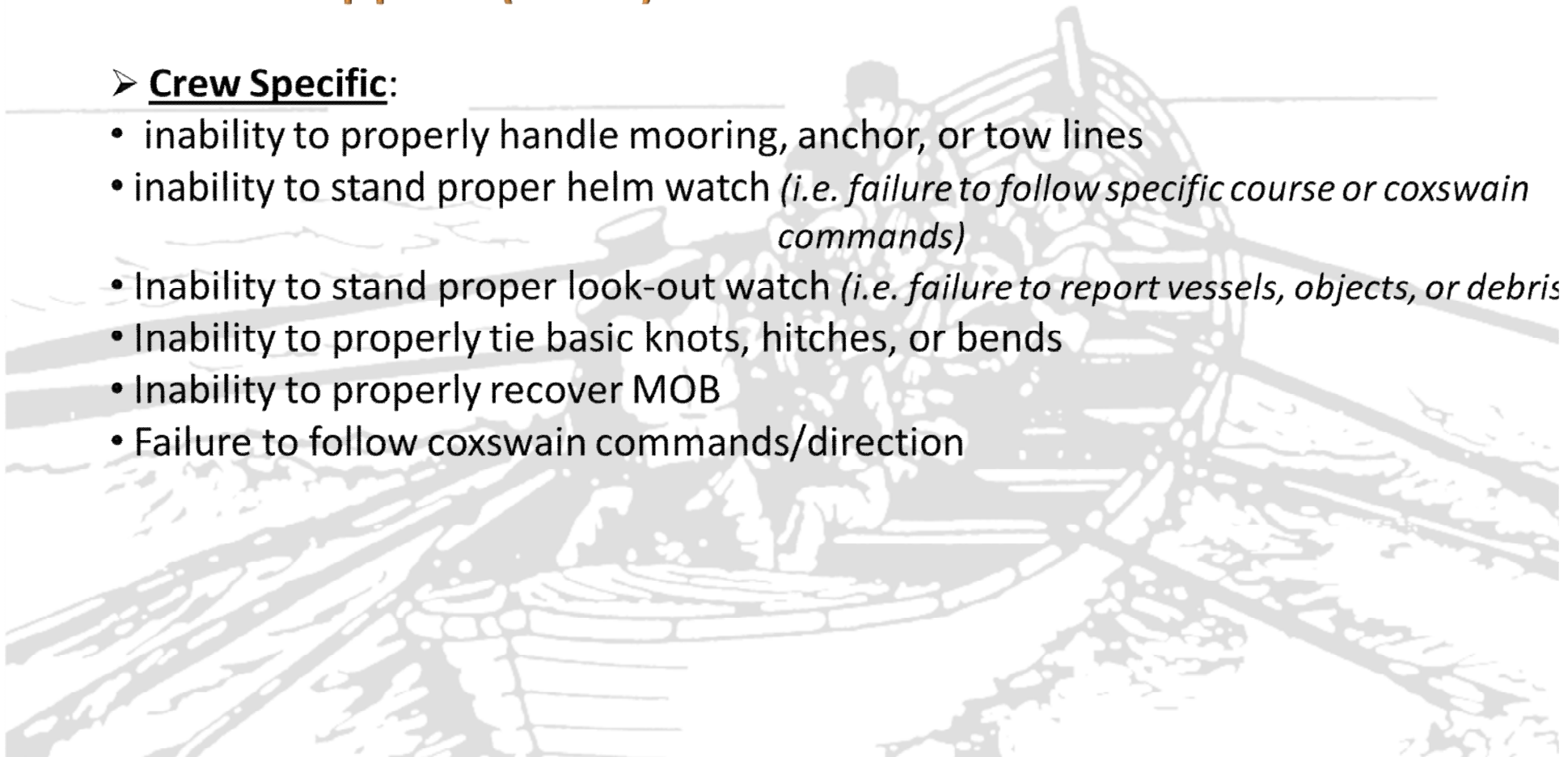
- Lack of a proper look-out
- Excessive time in recovering man overboard (*performance standard- 3 minutes*)
- Running into or over simulated MOB
- running over or fowling tow/Anchor line
- causing damage to own or other vessel (*i.e. improper fender placement during alongside tow, mooring, or unmooring*)
- Coxswain leaving the helm without proper relief (*i.e. no helmsman/lookout*)
- inability to plot or execute three legs of a standard search pattern
- inability to plot or execute three legs of a given navigation scenario

QE Sessions (cont.)

Show Stoppers (cont.)

➤ Crew Specific:

- inability to properly handle mooring, anchor, or tow lines
- inability to stand proper helm watch (*i.e. failure to follow specific course or coxswain commands*)
- Inability to stand proper look-out watch (*i.e. failure to report vessels, objects, or debris*)
- Inability to properly tie basic knots, hitches, or bends
- Inability to properly recover MOB
- Failure to follow coxswain commands/direction



Conclusion

Remember:

You will successfully complete your check ride if you are safe, diligently train, and avoid the pitfalls outlined in this presentation

Good Luck!

